



 age**LOC**™ 修身美顏Spa

Galvanic Spa™ System II

直擊老化根源

Targets the Ultimate Sources of Aging

ageLOC™ 修身美顏 Spa
Galvanic Spa™ System II

4 項功能
Functions

重現肌膚青春活力，直擊老化根源
Rejuvenates complexion and targets the ultimate sources of aging

賦活頭髮健康
Revitalizes hair

撫平皺紋
Removes lines

雕塑美好身段
Refines your body



4 大優勢
Competitive
Advantages

操作簡單、方便及易於攜帶
Simple operation, convenient and portable

安全及智能微電流
Safe and smart low-level galvanic

高效能 – 提升 5 倍 ageLOC™ 核心成分輸送至肌膚底層
Effective – Delivers up to 5 times more ageLOC™ ingredients to the skin

6 大專利多功能美顏儀
6 exclusive patents multi-functional device

專利智能微電流

Patented Galvanic Current

於1791年，意大利科學家Luigi Galvani最先將電流運用於促進健康用途上，故以其命名。時至今日，專業美容院採用溫和Galvanic微電流作皮膚護理已逾數十載。通過輕微電流的刺激，再配合緩緩的按摩動作，有助舒活細胞，加速皮膚的新陳代謝。

ageLOC™修身美顏Spa會於個別修護程式中自動發放正或負極電流，與帶電極的精華相互牽引 – 透過正正相斥、正負相吸的原理，將修護成分深深推入肌膚內，並同時吸走肌膚內的污垢物。

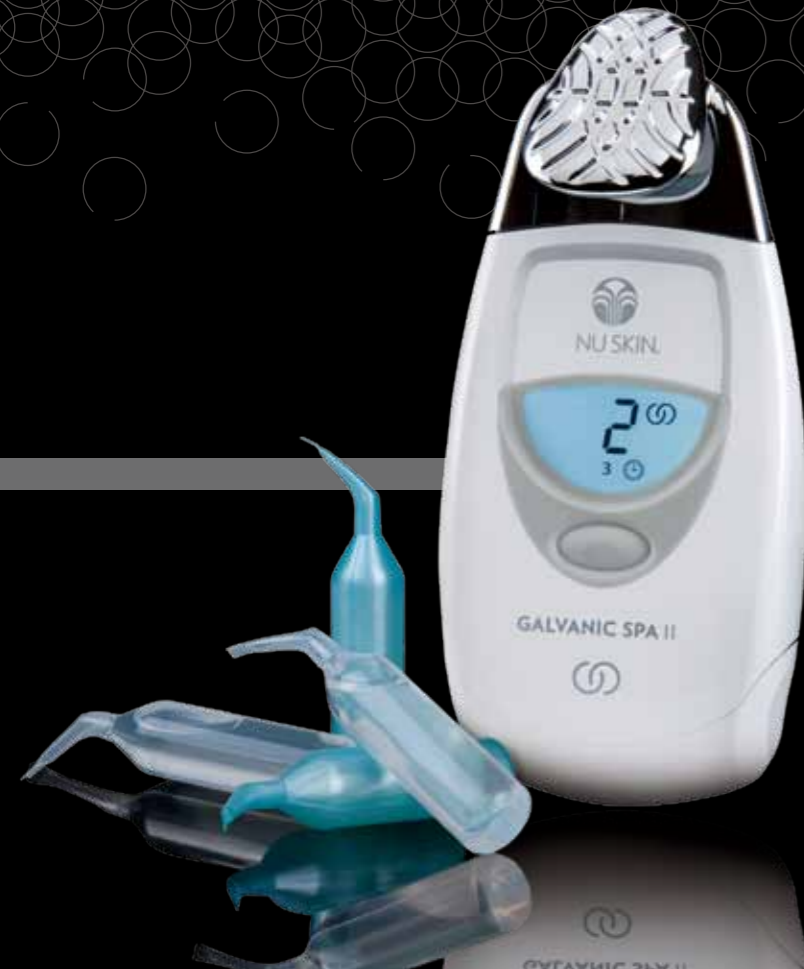
The galvanic current is named after Luigi Galvani, an Italian scientist who was first to use electric currents for health benefits in 1791. For decades, spa and salon professionals have used gentle galvanic currents in customized treatment to refresh and energize the skin. These treatments, through a gentle massaging action, help to focus cellular energy and enhance circulation.

ageLOC™ Galvanic Spa™ System II can release positive or negative charges automatically in each treatment program, and the treatment gels are mutually conditioned by the galvanic current – like charges repel each other and opposites attract. As a result, the currents are able to “push” the product into the skin which facilitates the delivery of key ingredients and “pull” the dirt out from the skin.

外型纖細、智慧及高效的ageLOC™修身美顏Spa擁有專利技術可自動調節微電流並備有4個不同功能的導頭，與特別調配的修護產品共同發揮最大的功效，讓最多的修護成分源源輸送到肌膚底層。ageLOC™修身美顏Spa擁有清晰及明亮的顯示屏幕，加上其智慧型預設功能，讓您於家中享受既奢華又方便的抗老化Spa護理。

Small, smart, and powerful, the ageLOC™ Galvanic Spa™ System II features patented self-adjusting currents and four interchangeable conductors that work synergistically with Nu Skin's specially formulated treatment products to facilitate the transport of key ingredients to the skin. ageLOC™ Galvanic Spa™ also includes a large and bright display and intuitive usability – let you experience the luxury and convenience of anti-aging spa benefits at home.





面部護理

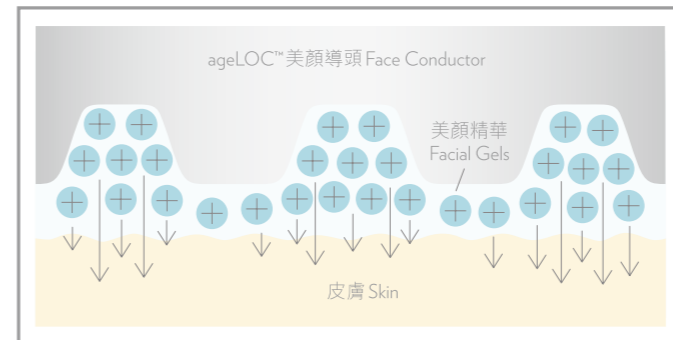
FACE CARE

高達5倍 ageLOC™ 成分源源輸送到肌膚底層，直擊老化根源

Delivers up to 5 times more ageLOC™ ingredients to the skin and targets the ultimate sources of aging

ageLOC™ 美顏導頭能緊貼臉部輪廓，導頭上的獨有坑槽設計能鎖住更多美顏精華，讓肌膚與精華保持最佳的接觸，從而促進5倍 ageLOC™ 成分滲入肌膚中。

ageLOC™ Face Conductor is designed to better follow the contours of the face, while the grooved surface designed to hold more gels and keep it in constant contact with your skin, provide up to 5 times more ageLOC™ ingredients to the skin.

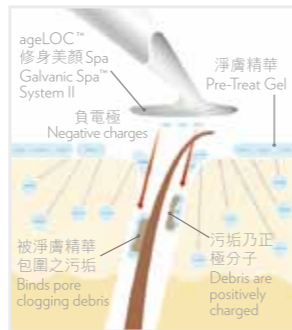


舒緩調理肌膚 Soothers and Conditions skin

淨膚精華 Pre-Treat Gel

蘊含萬壽菊、海草及香草精，能舒緩調理肌膚。淨膚精華更能黏附著肌膚中的污垢；溶解和液化面上過剩的油脂，讓毛孔得以暢通呼吸。

Contains Marigold, Sea Kelp and Vanilla Extracts that help smooth and condition skin. Pre-Treat Gel can bind to impurities; dissolves and liquefies excess facial oils and allows pores to breathe.



ageLOC™ 加強修護 Intensive Nourishing

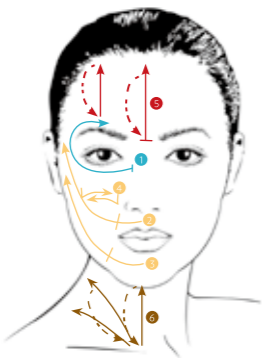
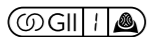
ageLOC™ 修護精華 Treatment Gel

蘊含 ageLOC™ 修護成分以直擊老化根源，讓您保持年輕青春一面，減少面上老化痕跡。ageLOC™ 修護精華能清除被淨膚精華黏附著的污垢物，讓您的肌膚感覺更柔軟、潔淨及清新。

Contains ageLOC™ compliant blend which targets the ultimate sources of aging to preserve your youthful look and reduce the appearance of aging. ageLOC™ Treatment Gel can remove impurities targeted in the pre-treat step, leaves skin feeling incredibly soft, clean, and refreshed.



建議用法 Suggested Usage



- 1 眼部周圍肌膚
Skin around the eyes area
- 2-4 面部肌膚
Face
- 5 額頭
Forehead
- 6 頸部肌膚
Neck

步驟 Step 1

將 ageLOC™ 美顏導頭接上 ageLOC™ 修身美顏 Spa。
Snap the ageLOC™ Face Conductor on the ageLOC™ Galvanic Spa™ System II.

步驟 Step 2

按一下設定鍵以開啟美顏儀。顯示屏中央會顯示修護號碼「1」字。修護時間 (2分鐘) 亦會於修護號碼之下顯示出來。
Press the selection button once to turn on the instrument. Treatment number "1" appears in the middle of the display. Treatment time (2 mins) also appears below the treatment number.

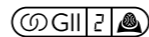
步驟 Step 3

將導頭輕觸面部以自動調節到適合的電流水平。
Select this treatment by touching the conductor head against your face for the current level to self-adjust.

步驟 Step 4

享受 2 分鐘 Spa 淨膚療程。建議每週使用 2-3 次以達致最佳效果。
Enjoy 2 minutes spa treatment. For optimal result, use 2-3 times a week.

建議用法 Suggested Usage



- 1 眼部周圍肌膚
Skin around the eyes area
- 2-4 面部肌膚
Face
- 5 額頭
Forehead
- 6 頸部肌膚
Neck

步驟 Step 1

將 ageLOC™ 美顏導頭接上 ageLOC™ 修身美顏 Spa。
Snap the ageLOC™ Face Conductor on the ageLOC™ Galvanic Spa™ System II.

步驟 Step 2

按設定鍵直至顯示屏中央顯示修護號碼「2」字。「1」圖案則會出現在修護號碼的右上方，而修護時間 (3分鐘) 亦會於修護號碼之下顯示出來。
Press the selection button until the treatment number "2" appears in the middle of the display. The ageLOC™ rings "1" will also appear to the upper right of the treatment number and treatment time (3 mins) will appear below.

步驟 Step 3

將導頭輕觸面部以自動調節到適合肌膚的電流水平。
Select this treatment by pressing the conductor head against your face for the current level to self-adjust.

步驟 Step 4

享受 3 分鐘 Spa 修護療程。建議每週使用 2-3 次以達致最佳效果。
Enjoy 3 minutes spa treatment. For optimal result, use 2-3 times a week.

臨床研究 Clinical Research

微電流護理能促進抗老化成分滲入肌膚！

More effective absorption of anti-aging ingredients after Galvanic treatment!

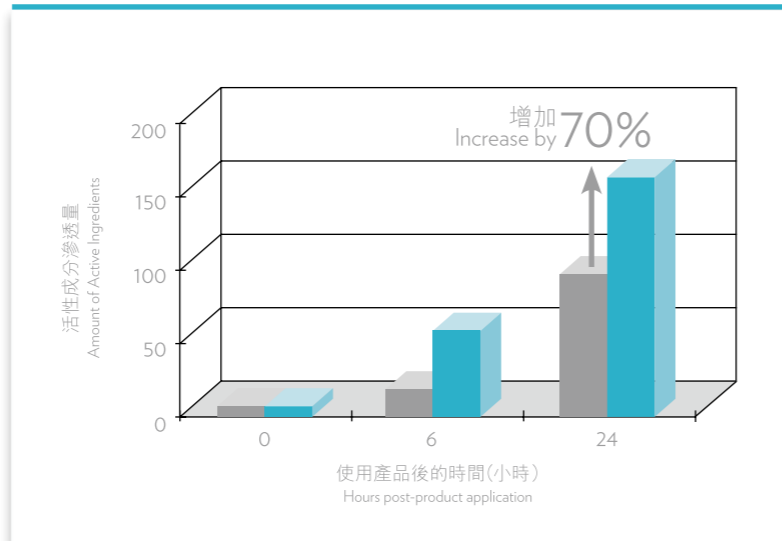
實驗證實 ageLOC™ 修身美顏 Spa 釋放的 Galvanic 微電流可有效促進抗老化成分輸送至肌膚長達 24 小時。

Laboratory research demonstrates that treatments with Galvanic current can enhance the delivery of anti-aging ingredients for up to 24 hours.

沒有使用 ageLOC™ 修身美顏 Spa
Applied with no treatment

使用 ageLOC™ 修身美顏 Spa 後
Applied after ageLOC™ Galvanic treatment

此項研究於 2006 年美國俄克拉何馬大學進行
Research studies conducted at the University of Oklahoma, 2006



“

每星期使用 ageLOC™ 修身美顏 Spa 2-3 次，
可有效促進皮膚吸收修護成分，滲透量可增加達

By using ageLOC™ Galvanic Spa™
System II 2-3 times a week, it
increases skin care nutrients
absorption by

70%

”

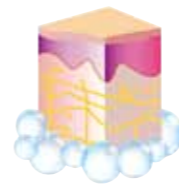




抗皺護理

ANTI-WRINKLE TREATMENT

撫平幼紋及皺紋
Smooths out the lines and wrinkles



膠原蛋白流失 = 皺紋出現!!

Collagen Loss = Wrinkles Appear



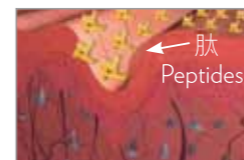
健康的膠原蛋白 Healthy collagen

- 健康的膠原蛋白能支撐皮膚結構
Healthy collagen supports the skin structure
- 皮膚顯得有彈力
Skin elasticity is promoted

微弱的膠原蛋白 Weak collagen

- 膠原蛋白數量減少
Decreases in collagen
- 皮膚變得鬆弛，皺紋更加明顯
Skin becomes flabby, wrinkles appear

肽之神奇功效 The Marvelous Power of Peptides



利用重點修護導頭將肽推入真皮層。
Use Spot Treatment Conductor to drive peptides deeper into the dermal layer.



肌膚內的膠原蛋白增加令皺紋大大減褪。
Collagen increased so that the appearance of wrinkles diminish.



臨床研究證實，ageLOC™修身美顏Spa能把含正極的重要成分-肽，深層地推入肌膚底層，令肌膚更容易吸收，更有效撫平幼紋及皺紋。

Clinically proved that the ageLOC™ Galvanic Spa™ System II could effectively drive the positively charged vital ingredient - Peptides - deeper into the skin, making it more bio-available to the skin to soften lines and wrinkles.



保持年輕肌膚的秘密 Secret To Youth

小貼士 Tips:

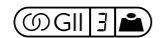
眼部周圍的細紋或皺紋建議使用1-2分鐘抗皺療程，而嘴部周圍的肌膚則建議使用2-3分鐘。
Recommend 1-2 mins for the area around eyes and 2-3 mins for lines around mouth.

抗皺精華 tru face™ Line Corrector

蘊含原骨膠原肽，能激發膠原蛋白的生產，有效減褪前額、眼及嘴部四周的輕至深度皺紋。

Features pro-collagen peptides that re-activate collagen producing cells, it helps soften moderate to deep lines around mouth, eyes and forehead.

建議用法 Suggested Usage



- 1 額頭 Forehead creases
- 2 眉心 Furrowed brows
- 3 魚尾紋 Crow's feet
- 4 笑紋 Smile lines

步驟 Step 1

將重點修護導頭接上 ageLOC™ 修身美顏 Spa。
Snap the Spot Treatment Conductor on the ageLOC™ Galvanic Spa™ System II.

步驟 Step 2

按設定鍵至顯示屏中央顯示修護號碼「3」字。修護時間(5分鐘)亦會於修護號碼之下顯示出來。
Press the selection button until the treatment number "3" appears in the middle of the display. Treatment time (5 mins) will also appear below the treatment number.

步驟 Step 3

將導頭輕觸面部以自動調節到適合肌膚的電流水平。
Select this treatment by gently pressing the conductor head against your face for the current level.

步驟 Step 4

於針對部位享受1-5分鐘* Spa 抗皺療程。建議每日早晚使用，以達致最佳效果。
Enjoy 1-5 minutes* spa treatment. For optimal result, use twice a day. Once in the morning and once at night.
* 5分鐘只是建議用於整張臉上的修護時間。您可根據修護部位的大小或位置而自行決定所需時間。
5 minutes is the recommended treatment time for the entire face. You may adjust the treatment time depends on the size and location of the area being treated.

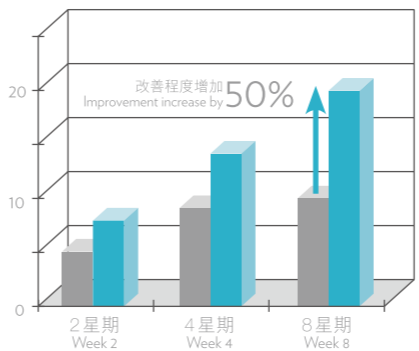
保持年輕肌膚的最佳拍檔 The Best Partner to Youth

92.5%

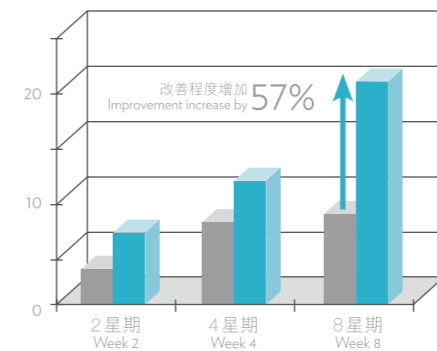
使用者同時使用 ageLOC™ 修身美顏 Spa 及抗皺精華 8 星期後，改善程度較只用抗皺精華更為顯著！

of participants saw an improvement in their skin from using tru face™ Line Corrector in combination with the ageLOC™ Galvanic Spa™ System II instrument for eight weeks rather than just using tru face™ Line Corrector on its own.

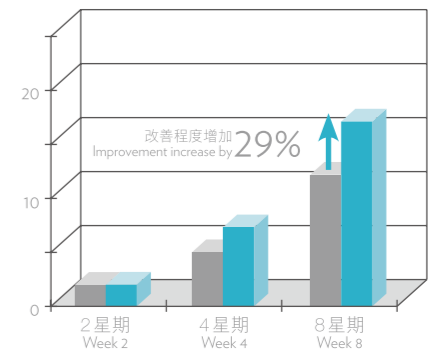
於幼紋位置 Fine lines area



於魚尾紋位置 Crow's feet area



肌膚緊緻度 Visual tautness



- 只塗上抗皺精華 Apply tru face Line Corrector only
- 配合 ageLOC™ 修身美顏 Spa 使用 Apply with ageLOC™ Galvanic Spa™ System II

此項研究由獨立研究機構進行
Conducted by an independent clinical research organization



纖體護理

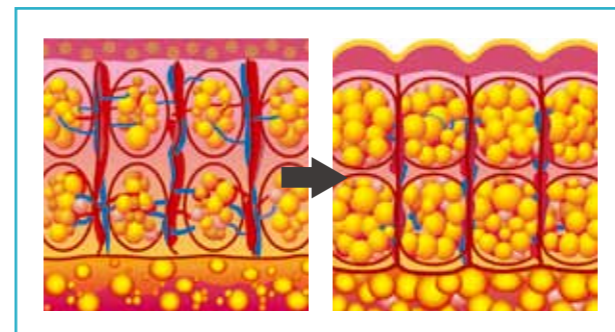
BODY CARE

擊退橙皮脂，塑造體態美
Repels cellulite, shapes up your body

橙皮脂肪是什麼？ What is cellulite

- ✦ 即「蜂窩組織炎」。
- ✦ 又稱「橙皮紋」或「茅屋芝士紋」
- ✦ 能於身體任何部位出現，尤其皮下脂肪過剩的地方。肌膚表面會不均匀及凹凸不平。
- ✦ 多出現於大腿上方外側、大腿後側、坐圍、乳房及手臂上方。
- ✦ 估計約85%女性正受此問題困擾。

- ✦ Means "cellulite inflammations".
- ✦ Also described as having an "orange peel" or "cottage cheese" appearance.
- ✦ Can be located anywhere on the body that contains excess subcutaneous fat and appears as uneven, bumpy skin texture.
- ✦ Commonly seen on the upper outer thighs, the posterior thighs, buttocks, breasts and upper arms.
- ✦ Estimated that 85% of females are afflicted with the condition.



橙皮脂肪如何形成？ How does cellulite develop?

- ✦ 脂肪新陳代謝遭到干擾。
- ✦ 脂肪細胞體積變大。
- ✦ 脂肪細胞擠壓毛細血管，擾亂微循環，損壞肌膚的支撐結構：彈性及膠原蛋白。
- ✦ 水腫情況變嚴重。
- ✦ 毒素增加。
- ✦ Fat metabolism is disturbed.
- ✦ Fat cells become fatter.
- ✦ Fat cells squeeze together capillaries and disrupt microcirculation, which causes a breakdown in the skin's elastin/collagen support structure.
- ✦ Fluid retention increases.
- ✦ Toxins increase.



撫平橙皮紋 Smooths the appearance of cellulite

纖體緊緻凝膠 Body Shaping Gel

蘊含可可鹼(可可樹萃取物)，專門針對細胞酵素的有用分子，有助分解脂肪；而黃金洋甘菊(黃金洋甘菊萃取精華)，含類黃酮，實驗證明有助抑制脂肪積聚，促進循環及排毒，撫平橙皮紋。

Contains Theobromine (Theobroma cacao extract), a molecule shown to target a certain enzyme in fat cells, helping activate fat breakdown; Golden chamomile (Chrysanthellum indicum extract) and testing indicates the Flavonoids found in golden chamomile help inhibit the storage of fat, increase circulation to remove toxins, even out dimpled areas.

分解及減少脂肪囤積

Breakdowns and reduces fat storage

提升肌膚彈性

Increases skin firmness

加速淋巴管循環，排走毒素

Increases lymphatic circulation to remove toxins

撫平橙皮紋

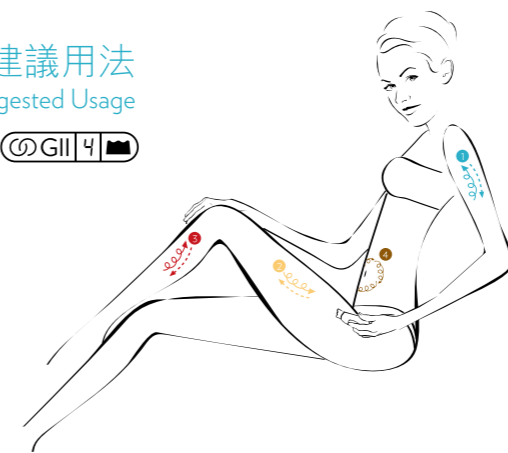
Evens out dimpled areas



臨床研究顯示，透過促進毛細血管及淋巴管循環，可幫助治療橙皮脂肪。黃金洋甘菊萃取精華有效減少水腫情況及炎症，促進組織循環，排除毒素。

Clinical study shows that capillary and lymphatic circulation improvement can also assist with the treatment of cellulite. An extract of chrysanthellum indicum can reduce edema and inflammation and promote tissue drainage and the elimination of toxins.

建議用法 Suggested Usage



- 1 手臂
Arm
- 2 大腿
Upper Leg
- 3 小腿
Lower Leg
- 4 小腹
Lower abdominal

步驟 Step 1

將纖體導頭接上 ageLOC™ 修身美顏 Spa。
Snap the Body Conductor on the ageLOC™ Galvanic Spa™ System II.

步驟 Step 2

按設定鍵至顯示屏中央顯示修復號碼「4」字。修復時間(5分鐘)亦會於修復號碼之下顯示出來。

Press the selection button until the treatment number "4" appears in the middle of the display. Treatment time (5 mins.) will also appear below treatment number.

步驟 Step 3

將導頭輕觸肌膚以自動調節到適合的電流水平。

Select this treatment by pressing the conductor head against your skin for the current level to self-adjust.

步驟 Step 4

享受5分鐘 Spa 纖體療程。建議每週至少使用兩天，早晚各使用一次以達致最佳效果。
Enjoy 5 minutes spa treatment. For optimal result, use at least twice a week, both morning & night.



雙倍效果 Double the Result

小貼士 Tips:

如同時配合使用盈肌纖體露，
橙皮紋改善情況則收雙倍功效！

Used in conjunction with Dermatic Effects™
Body Contouring Lotion, it almost doubles
the reduction in the extent of the cellulite
condition.

盈肌纖體露 Body Contouring Lotion

蘊含木槿及錦葵精華，能抑制脂肪形成及促進脂肪分解，更有助預防橙皮紋的形成及肌膚老化。

Contains Hibiscus and Malvaceae Extracts that help inhibit fat production and stimulate fat breakdown. It also helps prevent the appearance of cellulite and skin aging.



臨床實驗顯示，於測試的第8個星期，
Clinical study proved that at week 8,

大腿尺寸獲得減少的人數多達
number of study subjects exhibited a
reduction in thigh diameter is exceed

73%

此項研究由獨立研究機構進行 Conducted by an independent clinical research organization





專業秀髮護理

PROFESSIONAL HAIR TREATMENT

讓您擁有健康豐盈秀髮

Helps your hair look healthy and abundant

頭髮的壽命 The Life Cycle of Hair

生長期: 毛髮活躍增生的階段 (3-7年 years)

Anagen : the period of active growth

頭皮毛孔處的細胞會開始不斷複製增生，形成毛髮皮囊。這個階段的毛髮需要大量的營養和礦物質。

The cells at dermal papilla start to multiply and form hair cuticles. Nutrients and minerals are very much needed at this stage.

退化期: (2-4 星期 weeks)

Catagen : the resting state

毛髮生長過程逐漸減緩，進入休息狀態；細胞停止吸收營養，準備步入休止期。

The cells stop receiving nutrients and prepare to die.

靜止期: 回到生長期前頭髮開始脫落的階段

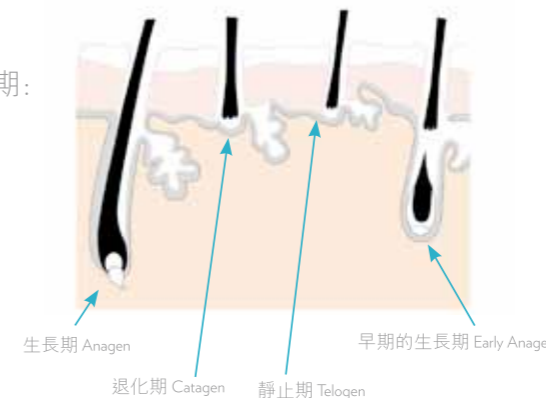
(3-4 個月 months)

Telogen : the falling phase before resumption of growth

毛孔處的細胞再度活躍，舊的頭髮皮囊開始自然脫落。

The cells at dermal papilla become active again and the old hair follicle naturally falls off.

每條頭髮有各自的生命週期，可分為三期：
Each hair follicle cycles through 3 phases:



臨床測試顯示，給予毛囊充足的營養及養分，有助延長頭髮生命週期中的生長期。

Clinical study demonstrated that if we could provide abundant nutrients and sustenance to the hair bulb, it helps extend the growth phase in the hair life cycle.



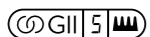
賦活頭髮健康 Revitalizes Hair

健髮滋養液 Nutriol® Hair Fitness Treatment

蘊含專利成分 Tricalgoxyl®, 不僅能給頭皮重新補充礦物質, 更能增加毛囊內的營養素及維他命含量, 有效活化及強化秀髮, 提升濃密及亮澤感覺。

Formulated with patented technology Tricalgoxyl®, not only remineralizes the scalp, but also increases the availability of key nutrients and vitamins to the hair follicle. It helps revitalizes and strengthens hair in improving volume and shine as well.

建議用法 Suggested Usage



步驟 Step 1

將健髮導頭接上 ageLOC™修身美顏 Spa。
Snap the Scalp Conductor on the ageLOC™ Galvanic Spa™ System II.

步驟 Step 2

按設定鍵至顯示屏中央顯示修護號碼「5」字。修護時間(2分鐘)亦會於修護號碼之下顯示出來。
Press the selection button until the treatment number "5" appears in the middle of the display. Treatment time (2 mins.) will also appear below the treatment number.

步驟 Step 3

將導頭輕觸頭皮以自動調節到適合的電流水平。
Select this treatment by pressing the conductor head against your scalp for the current level to self-adjust.

步驟 Step 4

享受2分鐘 Spa 健髮療程。建議每週至少使用3次以達致最佳效果。
Enjoy 2 minutes spa treatment. For optimal result, use at least three times a week.

ageLOC™修身美顏 Spa 6 大專利

6 Patents of ageLOC™ Galvanic Spa™ System II

3 項外型設計 on Design

3 項功能 on Functionality

- 電路系統
electrical circuitry
- 可更換導頭
interchangeable conductors
- LCD 控制板顯示
LCD panel display status





ageLOC™

修身美顏 Spa & 煥新套裝 Galvanic Spa™ System II Transformation Set

ageLOC™ 煥新套裝的4款尊貴產品相互配合，每天為您帶來超凡的抗老化功效。全套產品發揮淨化、滋潤、更新肌膚的作用，讓您改善8種肌膚老化問題，使肌膚迅間變得更新，令您無論於現在或未來都展現出青春健康一面。箇中奧秘？ageLOC™直擊老化根源，對抗肌膚老化並保持年輕青春的一面。

The four premier products of ageLOC™ Transformation Set work together to deliver exceptional anti-aging results on a daily basis. As a system, these products purify, moisturize, renew, and reveal younger looking skin in 8 ways for a more youthful, healthier looking you now and in the future. The secret? ageLOC™ targets the ultimate sources of aging to preserve the look of youth and reduce the appearance of aging.

全效抗老化護膚程序 A Total Anti-Aging Plan:

Step 1 潔面及爽膚 Cleanse and Tone

ageLOC™ 潔面調理摩絲 Gentle Cleanse & Tone



Step 2 定期護理 Regular Treatment

ageLOC™ 修身美顏 Spa + 美顏精華
ageLOC™ Galvanic Spa™ System II + Facial Gels



*如有需要可於Spa護理後再次使用爽膚水 Apply Toner after Spa Treatment if necessary

Step 3 修護 Treat

ageLOC™ 精華液 Future Serum



研究顯示，每星期使用ageLOC™ 修身美顏Spa 3次，可大大提升ageLOC™ 精華液的功效高達**80%**
A clinical study shows that applying ageLOC™ Galvanic Spa™ System II 3 times a week can boost the benefits of ageLOC™ Future Serum visibly by an average of **80%**

Step 4 強化修護 Intensive Treatment

抗皺精華 或 超級彈力原液

(用於所有精華素之後)

tru face™ Line Corrector or tru face™ essence ULTRA
(Apply after all the serum and treatment)



Step 5 滋潤 Nourish

ageLOC™ 日霜 或 ageLOC™ 晚霜
ageLOC™ Radiant Day SPF22 or
Transforming Night





NU SKIN[®]
THE DIFFERENCE. DEMONSTRATED.™

www.nuskin.com.hk

如新集團香港分公司 Nu Skin Enterprises Hong Kong, Inc.

本公司乃一家美國註冊有限公司 A U.S. Corporation with Limited Liability

版權所有 不得翻印 All Right Reserved

香港印製 Printed in Hong Kong

Apr 2010



04133403